

CATEGORY	DESCRIPTION	P/N #
CONNECTOR	0.5mm ZIF FPC/FFC CONNECTOR TOP ENTRY LOWER CONTACT SMT TYPE<A>4--39PIN	FCN03V-XX010-092S

FCN03V-XX010-092S  
See Table 1

REV.	ECN NO	DESCRIPTION	REVISED	DATE
R01		New Release	GMC	2009.05.07

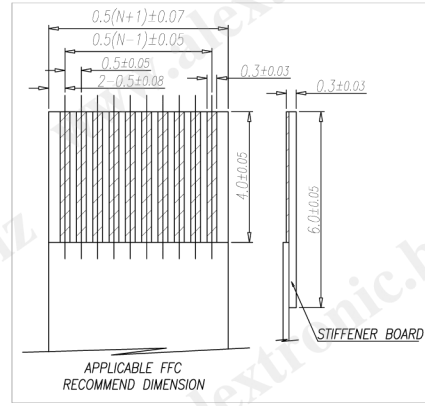
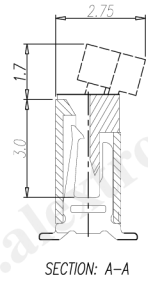
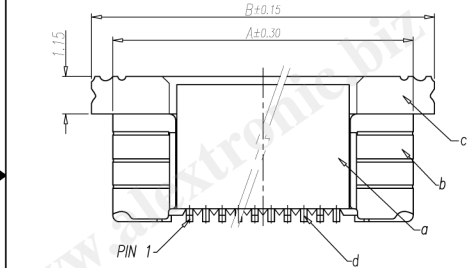
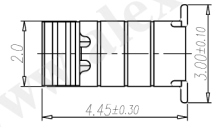
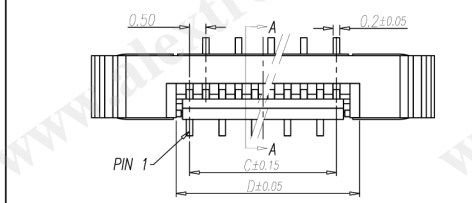
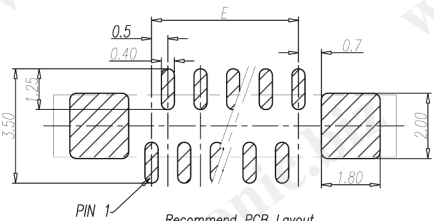


Table 1:  
Pin QTY & Dimension

Q'TY	Dimension				
	XX	A	B	C	
04	6.20	7.50	1.50	2.62	1.50
05	6.70	8.00	2.00	3.12	2.00
06	7.20	8.50	2.50	3.62	2.50
07	7.70	9.00	3.00	4.12	3.00
08	8.20	9.50	3.50	4.62	3.50
09	8.70	10.00	4.00	5.12	4.00
10	9.20	10.50	4.50	5.62	4.50
11	9.70	11.00	5.00	6.12	5.00
12	10.20	11.50	5.50	6.62	5.50
13	10.70	12.00	6.00	7.12	6.00
14	11.20	12.50	6.50	7.62	6.50
15	11.70	13.00	7.00	8.12	7.00
16	12.20	13.50	7.50	8.62	7.50
17	12.70	14.00	8.00	9.12	8.00
18	13.20	14.50	8.50	9.62	8.50
19	13.70	15.00	9.00	10.12	9.00
20	14.20	15.50	9.50	10.62	9.50
21	14.70	16.00	10.00	11.12	10.00
22	15.20	16.50	10.50	11.62	10.50
23	15.70	17.00	11.00	12.12	11.00
24	16.20	17.50	11.50	12.62	11.50
25	16.70	18.00	12.00	13.12	12.00
26	17.20	18.50	12.50	13.62	12.50
27	17.70	19.00	13.00	14.12	13.00
28	18.20	19.50	13.50	14.62	13.50
29	18.70	20.00	14.00	15.12	14.00
30	19.20	20.50	14.50	15.62	14.50
31	19.70	21.00	15.00	16.12	15.00
32	20.20	21.50	15.50	16.62	15.50
33	20.70	22.00	16.00	17.12	16.00
34	21.20	22.50	16.50	17.62	16.50
35	21.70	23.00	17.00	18.12	17.00
36	22.20	23.50	17.50	18.62	17.50
37	22.70	24.00	18.00	19.12	18.00
38	23.20	24.50	18.50	19.62	18.50
39	23.70	25.00	19.00	20.12	19.00



Recommend PCB Layout  
(Jack Top View)  
Tolerance: ±0.05mm

SPECIFICATION

1. RATING : 0.5 Amp MAX.
2. DIELECTRIC WITHSTANDING VOLTAGE : AC 500V.
3. INSULATION RESISTANCE: 50MΩ MIN.
4. OPERATING TEMPERATURE : -20°C TO +85°C.

d	Terminal	XX	Phosphor Bronze	TIN Plating	
c	Cover	1	PPS UL94V-0	Black	
b	Peg	2	Phosphor Bronze	TIN Plating	
a	Housing	1	PA UL94V-0	White	
NO.	PART NAME	Q'TY	MATERIAL	PLATING & COLOR	Remark

See Table 1

UNLESS OTHERWISE SPECIFIED TOLERANCES		SCALE: free	UNIT: mm		DWG. NO:
		SIZE: A3	PAGE: 1 OF 2	REV: R01	
DECIMALS: X : ±0.5 X.X : ±0.3 X.XX : ±0.2		ANGLES: X : ±2° X.X : ±1°		APPROVED BY	CHECKED BY
		WYX		Pengjie	GMC
		PREPARED BY			
		CUSTOMER COPY			